

Harrington Signal Inc.
2519 4th Avenue, Moline, Illinois 61265
P.O. Box 590, Moline, Illinois 61266-0590
Phone: (800) 577-5758 Local: (309) 762-0731 Fax: (309) 762-8215
Internet: www.harringtonfire.com



Application

The G4 Series is a ceiling mount strobe or horn/strobe combination that offers dependable audible and visual alarms and the lowest current available. The G4 offers field selectable candela options of 15, 30, 75, 95, 115 and 150 candela.

The models are easily field changeable from temporal 3 to a continuous tone by simply removing a jumper plug. The models are shipped from the factory in the temporal alarm mode. The G4 Series comes standard with the 4" mounting plate which incorporates the popular "Slide Glide" feature that allows you to easily test for supervision.

The G4 Series has a minimal operating current and has a minimum flash rate of 1 Hz regardless of input voltage. G4 Series appliances are UL 44/1971 listed for use with fire

Features

- Ease of Supervision Testing ("Slide Guide")
- Pre-wire Entire System, Then Install Signals
- Lower Installation and Operating Costs
- Input Terminals 12 to 18 AWG
- Switch Selection for High or Low dBA
- Switch Selection for High or Low Frequency (1500-3000Hz)
- Tamper-proof Re-entrant Grill
- Surface Mount Available
- Synchronize Strobe and/or Horn by Using the AVSM Control Module
- Silence Horn While Strobes Remain Flashing
- True Evacuation Tone
- Wide Voltage Range 16-33 VDC or FWR
- Separate Horn and Strobe Functions
- Wide Range of Candela



Candela	Operating Strobe Current @ 24 Vdc
15	72mA
30	101mA
75	167mA
95	200mA
115	214mA
150	286mA

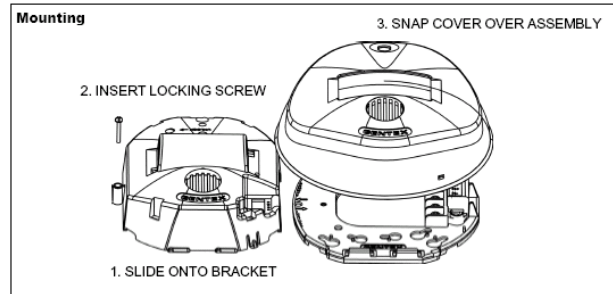
Ordering Information

Model Number	Part Number	Description
SSG4-24CR	360-4400R	Stand alone Strobe, Candela: 15, 30, 75, 95, 115 & 150
SSG4-24CW	360-4400W	Stand alone Strobe, Candela: 15, 30, 75, 95, 115 & 150
HSG4-24CR	360-4100R	Horn Strobe, Candela: 15, 30, 75, 95, 115 & 150
HSG4-24CW	360-4100W	Horn Strobe, Candela: 15, 30, 75, 95, 115 & 150

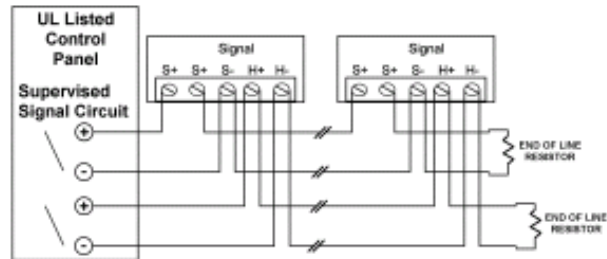
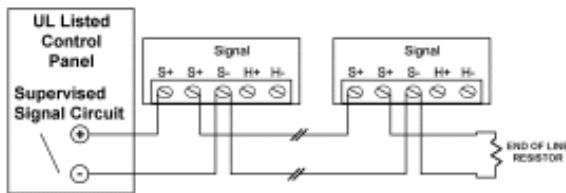
Architect & Engineering Specifications

The visible and audible/visible signal shall be Harrington G4 Series or approved equal and shall be listed by Underwriters Laboratories Inc. per UL 1971 for the G4 Series Strobe, and also UL 464 for the G4 Series Horn Strobe. The notification appliance shall also be listed with the California State Fire Marshal (CSFM) and the Bureau of Standards and Appeals (NYC). The notification appliance (combination audible/visible units only) shall produce a peak sound output of 90dBA or greater as measured in an anechoic chamber. The signaling appliance shall also have the capability to silence the audible signal while leaving the visible signal energized with the use of a single pair of power wires. Additionally, the user shall be able to select either continuous or temporal tone output with the temporal signal having the ability to be synchronized. The visible signaling appliance shall also maintain a minimum flash rate of 1Hz or greater regardless of power input voltage. The appliance shall have an operating current of 73mA or less at 24 VDC for the 15 Cd. The appliance shall be polarized to allow for electrical supervision of the system wiring. The unit shall be provided with terminals with barriers for input/output wiring and be able to mount to a single gang or double gang box or double workbox with the use of an adapter plate. The unit shall have an input voltage range of 20-31 volts

Horn Mode	Minimum dBA @ 10 ft. per UL464 (HIGH)	Minimum dBA @ 10 ft. per UL464 (LOW)	Regulated 24Vdc Max. Operating @ High Setting (mA)
Temp 3 2400Hz	83	75	23
Temp 3 Mechanical	81	73	22
Continuous 2400Hz	86	78	23
Continuous Mechanical	84	76	22



Conventional Wiring Diagram



NOTICE: The information contained in this document is intended only as a summary and is subject to change without notice. The devices described in this document have specific instruction sheets which cover various technical, limitation and liability information. Copies of these instruction sheets and the General Product Warning and Limitations Document, which also contains important information are provided with the product and are available from Harrington Signal Inc. Fire Alarm. Information contained in these documents should be consulted before specifying or using the product. For further information or assistance concerning particular problems contact Harrington Signal Inc. Harrington Signal Inc. Fire Alarm reserves the right to change specifications without notice.