

Harrington Signal Inc.
2519 4th Avenue, Moline, Illinois 61265
P.O. Box 590, Moline, Illinois 61266-0590
Phone: (800) 577-5758 Local: (309) 762-0731 Fax: (309) 762-8215
Internet: www.harringtonfire.com



Description

The 5600 Series offers a full-line of configurations to accommodate a broad range of applications. Both single and dual circuit models are available for low and high temperature ratings with either fixed temperature or combination fixed temperature/rate-of-rise (ROR) activation. The ROR element of the fixed/ROR models is restorable to accommodate field testing.

To satisfy a variety of installation needs, the 5600 Series easily mounts to single gang and octagonal back boxes. And these models accommodate four-square back boxes, when used with a square to round plaster ring. The reversible mounting bracket permits both flush and surface mount back box installations.

The 5600 Series provides clear markings on the exterior of the unit to ensure that the proper detector is being used. Alphanumeric characters identify the activation method, as well as

the temperature rating, in Fahrenheit and Celsius degrees. Fixed temperature models are identified FX, while combination fixed/rate-of-rise units are marked FX/ROR. The 5600 Series also provides a post-activation indicator in the form of a collector. When the detector is activated, the collector drops from the unit, making it easy to identify the unit in alarm.

Features

- Multiple configurations for installations
- Single and dual circuit models
- Fixed temperature and combination fixed temperature/rate-of-rise
- 135°F or 194°F ratings
- Plain housing for residential installations (Model 5601P)
- Easy to use terminal screws
- A broad range of back box mounting options
- Single gang
- 3.5" and 4" Octagonal
- 4" square with square to round plaster ring
- Reversible mounting bracket



Ordering Information

Model Number	Part Number	Description
5601P	5601P	Fixed Temperature, Rate-of-Rise, 135°F (57°C), Single Circuit
5602	5602	Fixed Temperature, Rate-of-Rise, 194°F (90°C), Single Circuit
5603	5603	Fixed Temperature, 135°F (57°C), Single Circuit
5604	5604	Fixed Temperature, 194°F (90°C), Single Circuit
5621	5621	Fixed Temperature, Rate-of-Rise, 135°F (57°C), Dual Circuit
5622	5622	Fixed Temperature, Rate-of-Rise, 194°F (90°C), Dual Circuit
5623	5623	Fixed Temperature, 135°F (57°C), Dual Circuit
5624	5624	Fixed Temperature, 194°F (90°C), Dual Circuit

Architectural/Engineering Specifications

Mechanical heat detector shall be a Harrington Signal 5600 Series Model Number _____, listed to Underwriters Laboratories UL 521 for Heat Detectors for Fire Protective Signaling Systems. The detector shall be either a single-circuit or a dual-circuit type, normally open. The detector shall be rated for activation at either 135°F (57°C) or 194°F (90°C), and shall activate by means of a fixed temperature thermal sensor, or a combination fixed temperature/rate-of-rise thermal sensor.

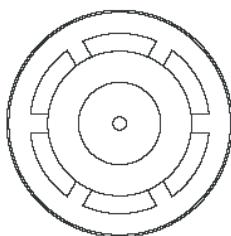
The rate-of-rise element shall be activated by a rapid rise in temperature, approximately 15°F (83°C) per minute. The detector shall include a reversible mounting bracket for mounting to 3 ½" and 4" octagonal, single gang, and 4" square back boxes with a square to round plaster ring. Wiring connections shall be made by means of SEMS screws that shall accommodate 14-22 AWG wire. The detector shall contain alphanumeric markings on the exterior of the housing to identify its temperature rating and activation method. The rate-of-rise element of combination fixed temperature/rate-of-rise models shall be restorable to allow for field testing. The detectors shall include an external collector that shall drop upon activation to identify the unit in alarm.

Physical/Operating Specifications

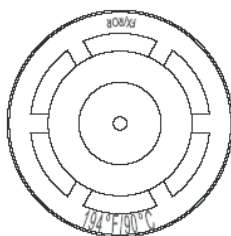
Maximum Installation Temperature	5601P, 5603, 5621 and 5623: 100°F (38°C) 5602, 5604, 5622 and 5624: 150°F (65.6°C)
Operating Humidity Range	5 to 95% RH non-condensing
Dimensions with mounting bracket	Diameter: 4.57 inches (11.6cm) Height: 1.69 inches (4.3cm)
Alarm Temperature	5601P, 5603, 5621 and 5623: 135°F (57°C) 5602, 5604, 5622 and 5624: 194°F (90°C)
Weight	6 oz. (170 grams)
Rate-of-Rise Threshold	15°F (8.3°C) rise per minute (models 5601P, 5602, 5621 and 5622 only)
Mounting	3 1/2 inch octagonal back box 4 inch octagonal back box Single gang back box 4 inch square back box with a square to round plaster ring

Electrical Specifications

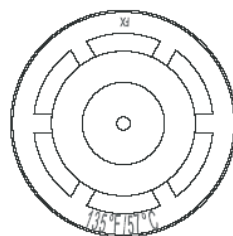
Operating Voltage/Contact Ratings	6-125 VAC / 3A 6-28 VDC / 1A 125 VDC / 0.3A 250 VDC / 0.1A
Input Terminals	14-22 AWG



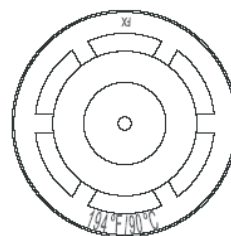
5601P



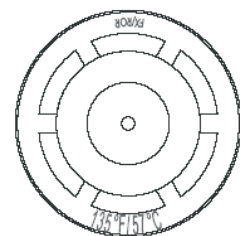
5602, 5622



5603, 5623



5604, 5624



5621

NOTICE: The information contained in this document is intended only as a summary and is subject to change without notice. The devices described in this document have specific instruction sheets which cover various technical, limitation and liability information. Copies of these instruction sheets and the General Product Warning and Limitations Document, which also contains important information are provided with the product and are available from Harrington Signal Inc. Fire Alarm. Information contained in these documents should be consulted before specifying or using the product. For further information or assistance concerning particular problems contact Harrington Signal Inc. Harrington Signal Inc. Fire Alarm reserves the right to change specifications without notice.